




滙豐 150 週年慈善計劃
 特殊學習需要學童 智能機械人教育方案 – Robot4SEN 計劃


- 課 件 名 稱 : Answering Questions (Advanced)
- 科 目 : English Language
- 教 學 單 元 : Speaking
- 對 象 : Children in Schools for Social Development/ Children with Physical Disability/ Children with Mild Intellectual Disability/Kindergarten/Primary school
- 年 級 : ---
- 學 習 階 段 : KS1/2
- 授 課 形 式 : 個別 小組 全班
- 課件運作時間 : About 3 minutes
- 智能機械人 : Pepper NAO
- 演 示 模 式 : 講解 屏幕顯示 動作配合課題的需要
- 收集學生回應的方式 : 屏幕點選或互動 學生口頭回應 觸感功能(頭、手或腳)
- 視像訊息(包括面部情感或動作)
- 聲音訊息(例如拍手發出的聲音) 其他電子訊息
- 已 有 知 識 : 1. Vocabulary items – names of animals (cat, dog, pig, sheep, goat, donkey, duck, chicken, horse and cow)
 2. Answering 'Yes/No' questions and 'what' questions
- 學 習 目 標 : 1. Practice listening and identifying question type
 2. Practice speaking by giving correct answers to questions
- 教 學 安 排 :

教學內容 / 步驟	教具/備注
1. Pepper tells students that he is going to ask them a 'Yes/No' question or a 'What' question. He then gives examples to explain how to answer the two types of questions.	
2. For 'Yes/No' questions, they have to answer 'yes' or 'no', e.g. 'Is it a cow?' 'Yes'.	

3. For 'what' questions, such as 'what is it?', they have to give the name of the animal shown on the tablet, e.g. 'What is it?' 'A cow'



4. Students can press start when they are ready. A set of questions containing five 'yes/no' and 'what' questions will be asked.



5. Students will look at the picture on the tablet, listen to Pepper's questions carefully and answer the questions orally, saying the answer loudly and clearly.



6. A score out of five will be announced by Pepper at the end of the five questions. Students or teacher can press 'start' button again to answer another set of questions. There are altogether five different sets of questions.

* 提示： 可隨時按 Pepper 的 Back Bumper 離開程式。