




滙豐 150 週年慈善計劃  
 特殊學習需要學童 智能機械人教育方案 – Robot4SEN 計劃

- 課 件 名 稱 : Position words
- 科 目 : English Language
- 教 學 單 元 : Speaking / Clothing
- 對 象 : Children in Schools for Social Development/ Children with Physical Disability/ Children with Mild Intellectual Disability/Kindergarten/Primary school
- 年 級 : ---
- 學 習 階 段 : KS2/3
- 授 課 形 式 : 個別 小組 全班
- 課件運作時間 : About 5 minutes
- 智能機械人 : Pepper NAO
- 演 示 模 式 : 講解 屏幕顯示 動作配合課題的需要
- 收集學生回應的方式 : 屏幕點選或互動 學生口頭回應 觸感功能(頭、手或腳)
- 視像訊息(包括面部情感或動作)
- 聲音訊息(例如拍手發出的聲音) 其他電子訊息
- 已 有 知 識 : 1. Vocabulary items – globe, straw, books, cat, pizza, window, shoes, toy car, basketball  
 2. Usage of position words: on, in, between, behind, on top of, next to, above, under
- 學 習 目 標 : 1. Practice listening  
 2. Practice speaking  
 3. Practice usage of position words
- 教 學 安 排 :

教學內容 / 步驟	教具/備注
<p>1. Pepper is trying to locate some items in his room. He will ask, 'Where is the globe?' Student helps him find the item by tapping the item on the picture. Student has to keep tapping until the correct item is found on the tablet. Then Pepper will say, 'Excellent! This is the globe.'</p> 	

<p>2. After the correct item is tapped, a sentence describing the position of the item will be displayed, with the position word missing, e.g. 'The globe is ..... the bed.'</p>	 <p>on in between behind on top of next to above under</p> <p>The globe is ..... the bed.</p>	
<p>3. Student has to choose the correct position word from the right hand side and tell Pepper the correct answer loudly, e.g. 'above'.</p>		
<p>4. Student has to keep trying until the correct position word is said. Then the complete sentence will be displayed on the tablet. If the correct answer cannot be recognized, teacher can touch Pepper's head to confirm correct answer.</p>	 <p>The globe is above the bed.</p>	
<p>5. The main menu will be displayed every time one question is completed. Students or teacher can press 'start' button to attempt another question. There are altogether nine questions, one for each vocabulary item.</p>	 <p>Position Words</p>	

\* 提示：可隨時按 Pepper 的 Back Bumper 離開程式。